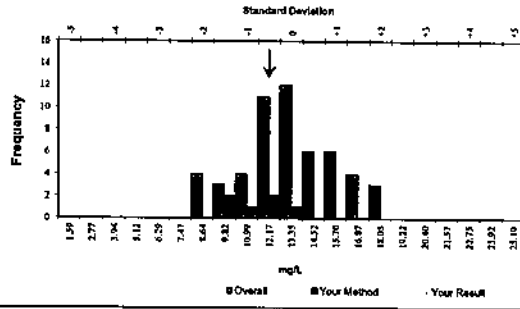


Distribution Number : 12
 Date : Sep-16
 Samples : Q6/12
 Lab Number : 365

Free Kappa

Methods	n	Mean	SD	CV	<>
Overall	53	13.933	2.47	17.7%	1
Binding Site FreeLite on BNII and ProSpec	24	13.586	1.94	14.3%	1
Binding Site FreeLite on Immage	6	11.975	1.32	11.0%	0
Binding Site FreeLite on HitachiMod P	1	9.170	0.00	0.0%	0
Binding Site FreeLite on Beckman AU Series	2	13.335	1.16	8.7%	0
Binding Site SPAPLUS®	12	16.998	1.20	7.6%	0
Miscellaneous	8	12.585	1.68	13.4%	0



Overall Results

Bias	-5.98
BIS	-37.6
VIS	37.6
MRBIS	119.8
MRVIS	143

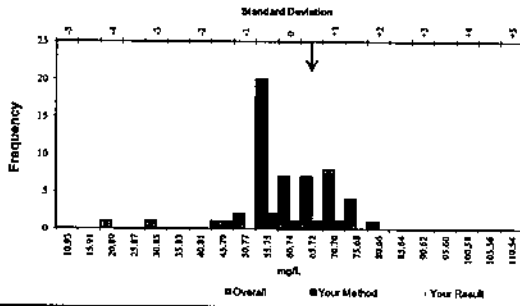
By Your Method

Bias	9.395
BIS	69.09
VIS	69.09
MRBIS	45.63
MRVIS	87.69

Your Result: 13.1
 Binding Site FreeLite on Immage

Free Lambda

Methods	n	Mean	SD	CV	<>
Overall	52	63.225	10.46	16.6%	0
Binding Site FreeLite on BNII and ProSpec	26	58.968	8.01	11.7%	0
Binding Site FreeLite on Immage	6	61.183	7.00	11.4%	0
Binding Site FreeLite on HitachiMod P	1	76.090	0.00	0.0%	0
Binding Site FreeLite on Beckman AU Series	2	67.330	6.30	9.4%	0
Binding Site SPAPLUS®	12	72.921	4.28	5.9%	0
Miscellaneous	8	105.760	43.69	41.3%	0



Overall Results

Bias	6.603
BIS	41.53
VIS	41.53
MRBIS	-119
MRVIS	152.6

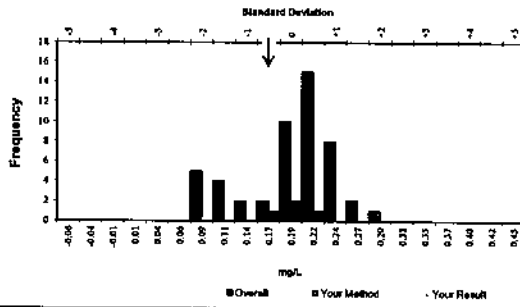
By Your Method

Bias	10.16
BIS	63.9
VIS	63.9
MRBIS	-69
MRVIS	146.5

Your Result: 67.4
 Binding Site FreeLite on Immage

Free Light Chain Ratio

Methods	n	Mean	SD	CV	<>
Overall	49	0.204	0.05	26.3%	0
Binding Site FreeLite on BNII and ProSpec	23	0.225	0.04	19.6%	0
Binding Site FreeLite on Immage	4	0.201	0.01	5.3%	0
Binding Site FreeLite on HitachiMod P	1	0.121	0.00	0.0%	0
Binding Site FreeLite on Beckman AU Series	2	0.200	0.00	0.3%	0
Binding Site SPAPLUS®	11	0.230	0.02	9.1%	0
Miscellaneous	7	0.128	0.04	33.9%	0



Overall Results

Bias	-7.06
BIS	-44.4
VIS	44.38
MRBIS	236.6
MRVIS	246.4

By Your Method

Bias	-5.35
BIS	-33.7
VIS	33.66
MRBIS	133.2
MRVIS	155.7

Your Result: 0.19
 Binding Site FreeLite on Immage